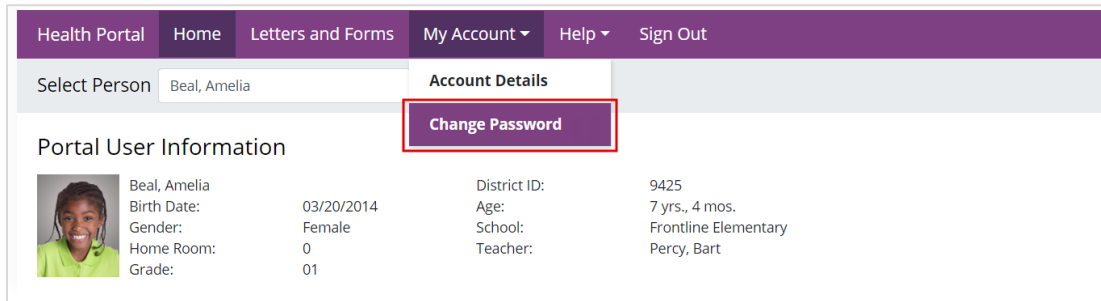



Change Password

Your district has configured the Frontline Health Portal. If you have been granted password rights, you may be able to change your password from within the Health Portal.

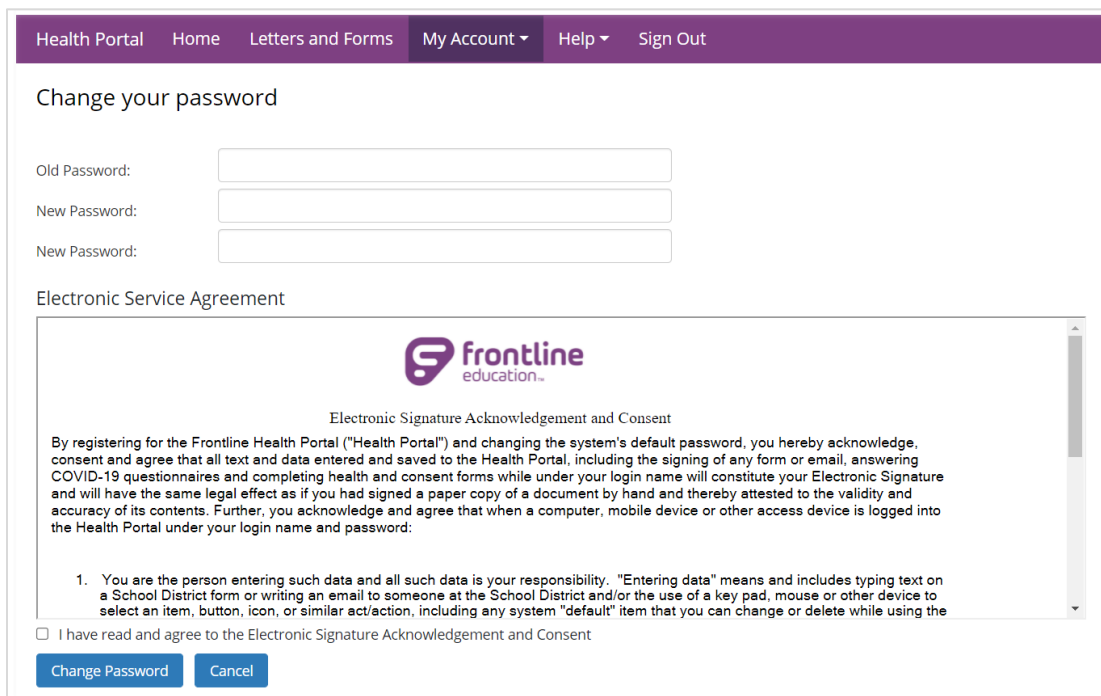


The screenshot shows the 'My Account' dropdown menu in the Health Portal. The 'Change Password' option is highlighted with a red box. Below the menu, the 'Portal User Information' section is visible, showing a profile picture and personal details for Beal, Amelia.

Portal User Information	
	Beal, Amelia
Birth Date:	03/20/2014
Gender:	Female
Home Room:	0
Grade:	01
District ID:	9425
Age:	7 yrs., 4 mos.
School:	Frontline Elementary
Teacher:	Percy, Bart

Health Portal Home page (partially shown) with the My Account menu

To change your password, select **My Account > Change Password** to view the Change your password page.



The screenshot shows the 'Change your password' page. It includes three password input fields: 'Old Password:', 'New Password:', and 'New Password:'. Below the fields is an 'Electronic Service Agreement' section with the Frontline Education logo and a scrollable text area containing the agreement terms. At the bottom, there is a checkbox for 'I have read and agree to the Electronic Signature Acknowledgement and Consent' and two buttons: 'Change Password' and 'Cancel'.

Change your password page

Enter your **Old Password** and **New Password**, then re-enter your new password in the **Confirm New Password** field.

Review the Electronic Service Agreement and select **I have read and agree to the Electronic Signature Acknowledgement and Consent**.

Click **Change Password**.

