




Mobile App

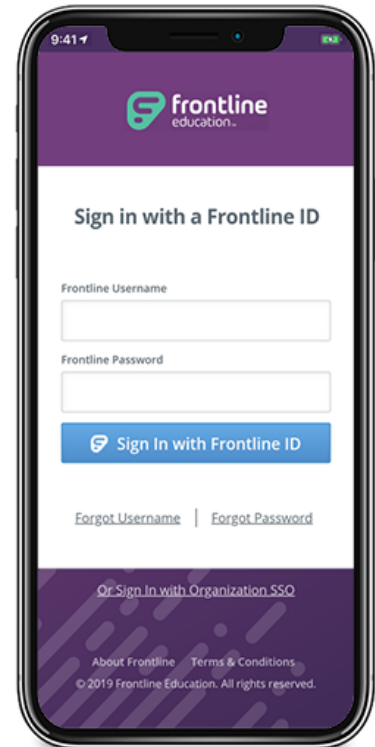
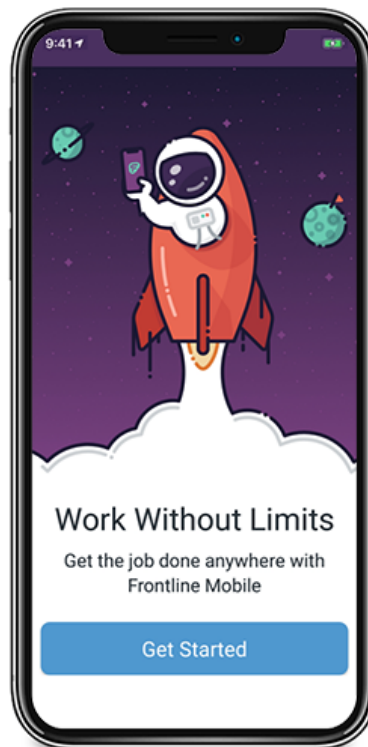
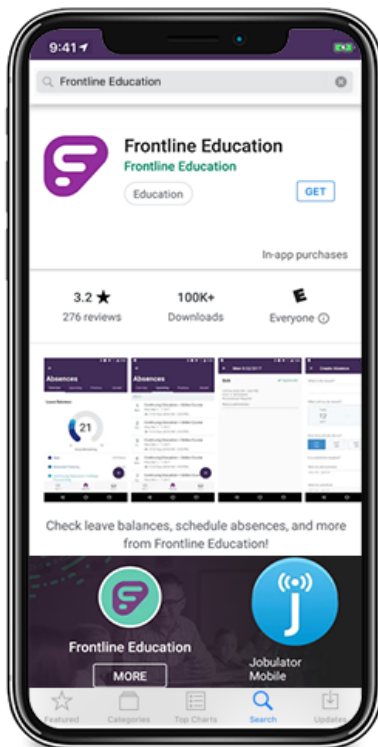
Districts that use the Frontline Insights Platform also gain access to the free Frontline Education mobile app! The app provides increased accessibility to job alerts and other job acceptance tools.

GETTING STARTED

Go to your device's App/Play store or use the following QR code to download the Frontline Education app.



Once the download is complete, press **Get Started** to proceed to a sign in page. From there, enter your Frontline ID account or use SSO and sign in. *Once signed in, you may be prompted to select an org.



HOMEPAGE

The homepage posts potential job assignment opportunities. From here, you can select the **View all Available Jobs** link to reference a comprehensive list of all potential jobs in your district. *Once an available job is selected, you can then review the job's details and opt to accept the assignment.

MENU/SIDE NAVIGATION

The “Menu” opens a side navigation bar where you can access current tools and settings. These include:

Jobs	View/accept available jobs in your district(s); and view scheduled jobs.
Non-Work Days	Add new non-work days or view upcoming non-work days.
Calendar	View scheduled jobs or previous assignments.
Visit Website	Navigate to the web version system login page.
Help Center	Access online help resources specific to your Frontline mobile app.
Contact Support	Reach out to Frontline’s Mobile Support team if you have a question or feature request for Frontline mobile.
Settings	Review district details and user preferences (e.g., dark mode, notification sounds, privacy policy, etc.), or log out.
Inbox	Review any received web alerts from your district.

